

**Eagleton** Institute of Politics

# **CENTER FOR YOUTH POLITICAL PARTICIPATION**

## **YOUNG ELECTED LEADERS PROJECT**

**2024-2025 MISSISSIPPI GENERAL ASSEMBLY**

**DEMOGRAPHICS**

Please reference the project and center in any publication.

In referencing the Young Elected Leaders Project in publication please use the following language:

*“The Young Elected Leaders Project is housed at the Center for Youth Political Participation at Rutgers University, New Brunswick, New Jersey.”*

Bibliographic Citation For this document:

Author: Young Elected Leaders Project

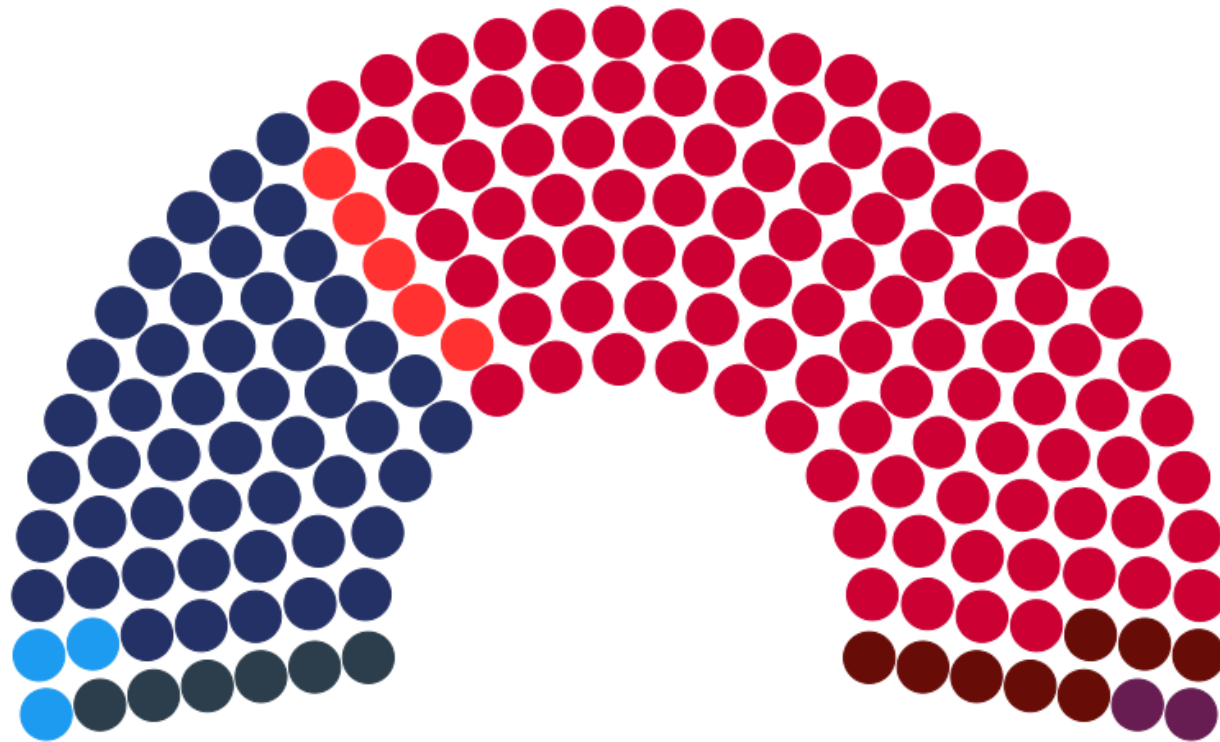
Corresponding Authors: Mimi Hattoh

Year: 2023

Title: 2024-2025 Mississippi State Legislature

## 2024-2025 Mississippi State Legislature

Number of Legislators	174
Number of Legislators in dataset	174 (100% complete)
Average Age of Legislators	55.6 years
Number of Legislators $\leq$ 35 Years of Age	8 (4.60%)
Youngest Legislator	Rep. Jimmy Fondren Male Born 1997 White Republican Party
Number Female Legislators	27 (15.52%)
Average Age Female Legislators	55.2 years
Number of Male Legislators	147 (84.48%)
Average Age Male Legislators	55.6 years
Number of Democrat Legislators	57 (32.76%)
Average Age Democrat Legislators	57.7 years
Number of Republican Legislators	115 (66.09%)
Average Age Republican Legislators	54.7 years



Party	2024
● Missing Democrats (age)	6
● Democratic YELs	3
● Democrats	48
● Republican YELs	5
● Republicans	102
● Missing Republicans (age)	8
● No Party/Independents YELs	0
● No Party/Independents	2
● Vacant	0
● Missing Party	0

## Mississippi State Legislature, 2024-2025 Generational Composition

Count

Silent Generation (1928-1945)

4

Baby Boomers (1946-1964)

60

Gen X (1965-1980)

76

Millennials (1981-1996)

18

Gen Z (1997-2012)

1

Missing

15

Young Elected Leaders Project: Mississippi State Legislature, 2024-2025  
Representative of legislators elected, Nov. 2023

## Mississippi State Legislature, 2024-2025 Race/Ethnicity Composition, All Legislators

Count

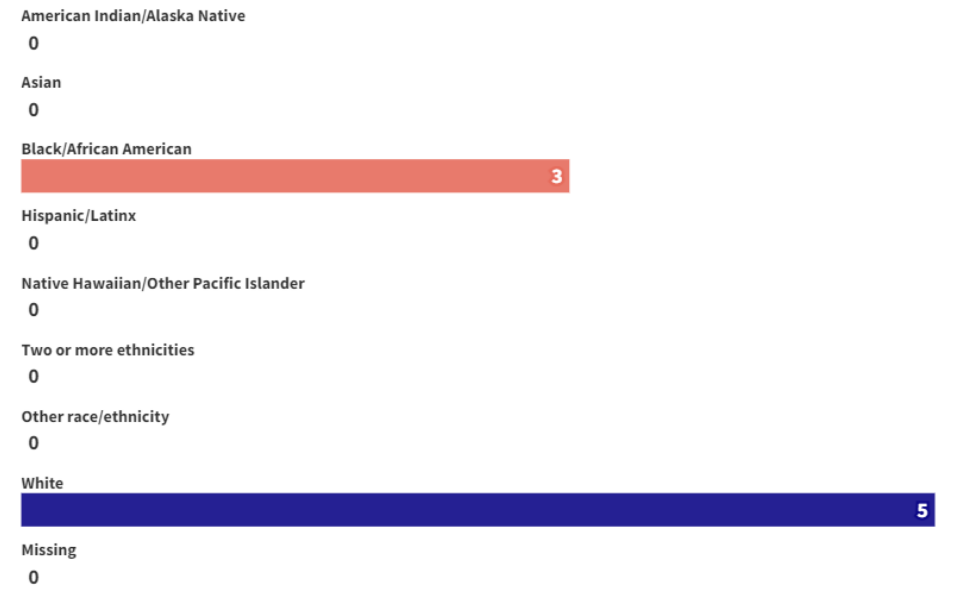


- American Indian/Alaska Native
- Asian
- Black/African American
- Hispanic/Latinx
- Native Hawaiian/Other Pacific Islander
- Two or more ethnicities
- Other race/ethnicity
- White
- Missing

Young Elected Leaders Project: Mississippi State Legislature, 2024-2025 • U.S. Census Bureau - Race/Ethnicity Categories  
Representative of legislators elected in November, 2023

## Mississippi State Legislature, 2024-2025 Race/Ethnicity Composition, Young Elected Leaders

Count



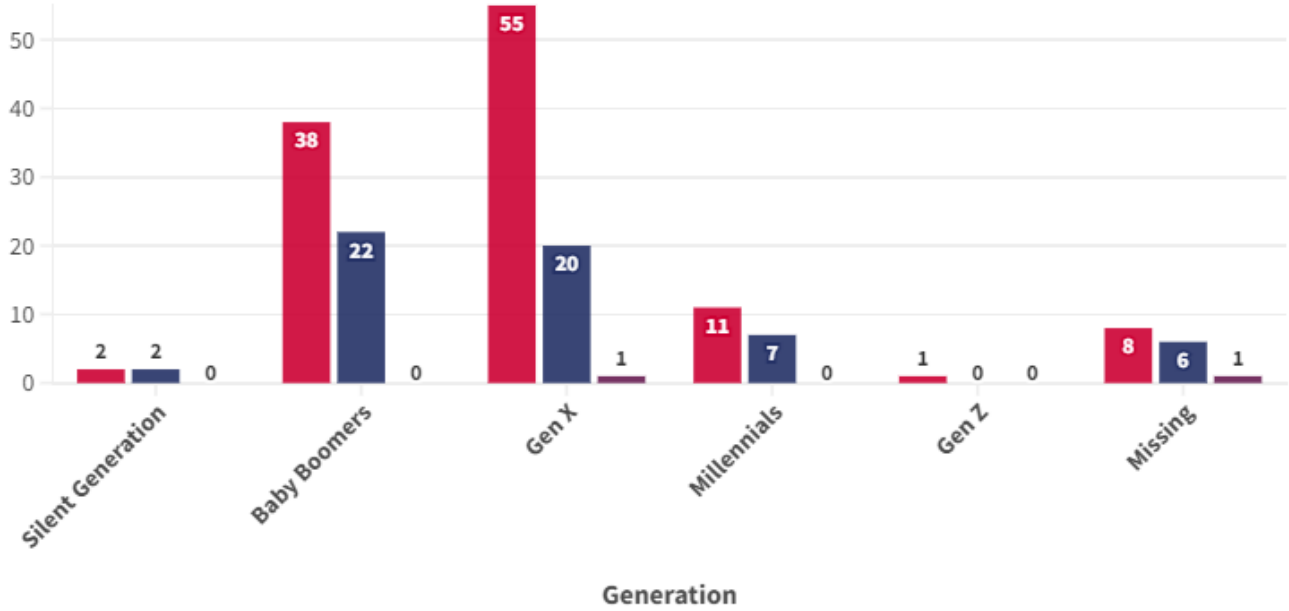
- American Indian/Alaska Native
- Asian
- Black/African American
- Hispanic/Latinx
- Native Hawaiian/Other Pacific Islander
- Two or more ethnicities
- Other race/ethnicity
- White
- Missing

Young Elected Leaders Project: Mississippi State Legislature, 2024-2025 • U.S. Census Bureau - Race/Ethnicity Categories  
Representative of legislators elected in November, 2023

# Mississippi State Legislature, 2024-2025

## Generation by Party

Count




■ Republican ■ Democrat ■ No Party/Independent

Young Elected Leaders Project: Mississippi State Legislature, 2024-2025 • Silent Generation: 1928-1945 | Baby Boomers: 1946-1964 | Gen X: 1965-1980 | Millennials: 1981-1996 | Gen Z: 1997-2012  
Representative of legislators elected November, 2023

## Mississippi State Legislature, 2024-2025

### Proportion of YELs by Party and Gender

Proportion

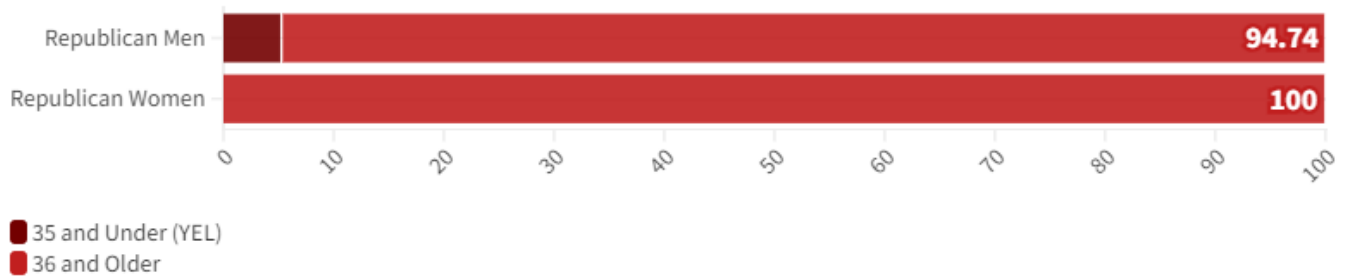


Young Elected Leaders Project: Mississippi State Legislature, 2024-2025  
Representative of legislators elected November, 2023

## Mississippi State Legislature, 2024-2025

### Proportion of YELs by Party and Gender

Proportion



Young Elected Leaders Project: Mississippi State Legislature, 2024-2025  
Representative of legislators elected November, 2023

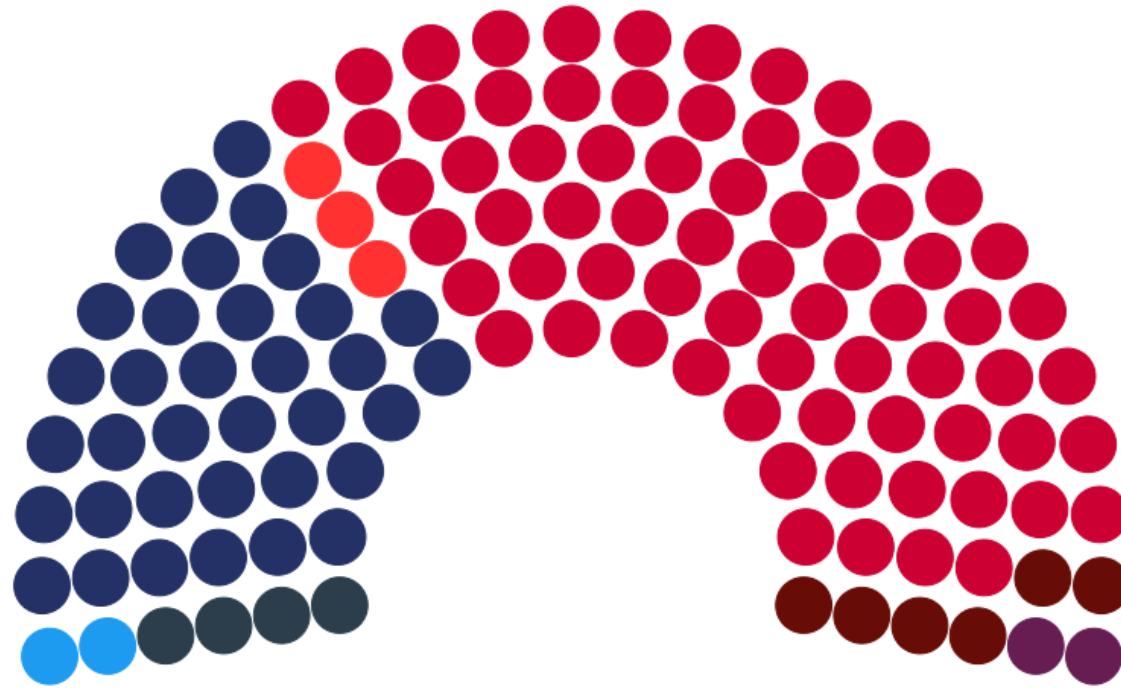
## 2024-2025 Mississippi House of Representatives

Number of Representatives	122
Number of Representatives in dataset	122 (100.0% complete)
Average Age of Representatives	55.6 years
Number of Representatives $\leq$ 35 Years of Age	5 (4.10%)
Youngest Representative	Rep. Jimmy Fondren Male Born 1997 White Republican Party
Number Female Representatives	18 (14.75%)
Average Age Female Representatives	54.3 years
Number of Male Representatives	104 (85.25%)
Average Age Male Representatives	55.8 years
Number of Democrat Representatives	41 (33.61%)
Average Age Democrat Representatives	56.2 years
Number of Republican Representatives	79 (64.75%)
Average Age Republican Representatives	55.4 years



# Mississippi House of Representatives

## 2024-2025



Party	2024
● Missing Democrats (age)	4
● Democratic YELs	2
● Democrats	35
● Republican YELs	3
● Republicans	70
● Missing Republicans (age)	6
● No Party/Independents YELs	0
● No Party/Independents	2
● Vacant	0
● Missing Party	0

Source: Young Elected Leaders Project 2023 • YEL is a legislator ≤35 years of age.  
 Representative of legislators elected November, 2023

## Mississippi House of Representatives, 2024-2025 Generational Composition

Count

Silent Generation (1928-1945)

3

Baby Boomers (1946-1964)

44

Gen X (1965-1980)

51

Millennials (1981-1996)

12

Gen Z (1997-2012)

1

Missing

11

Young Elected Leaders Project: Mississippi State Legislature, 2024-2025  
Representative of legislators elected, Nov. 2023

### Mississippi House of Representatives, 2024-2025

#### Race/Ethnicity Composition, All Legislators

Count

American Indian/Alaska Native

1

Asian

0

Black/African American

36

Hispanic/Latinx

1

Native Hawaiian/Other Pacific Islander

0

Two or more ethnicities

0

Other race/ethnicity

0

White

65

Missing

19

- American Indian/Alaska Native
- Asian
- Black/African American
- Hispanic/Latinx
- Native Hawaiian/Other Pacific Islander
- Two or more ethnicities
- Other race/ethnicity
- White
- Missing

Young Elected Leaders Project: Mississippi State Legislature, 2024-2025 • U.S. Census Bureau - Race/Ethnicity Categories Representative of legislators elected in November, 2023

### Mississippi House of Representatives, 2024-2025

#### Race/Ethnicity Composition, Young Elected Leaders

Count

American Indian/Alaska Native

0

Asian

0

Black/African American

2

Hispanic/Latinx

0

Native Hawaiian/Other Pacific Islander

0

Two or more ethnicities

0

Other race/ethnicity

0

White

3

Missing

0

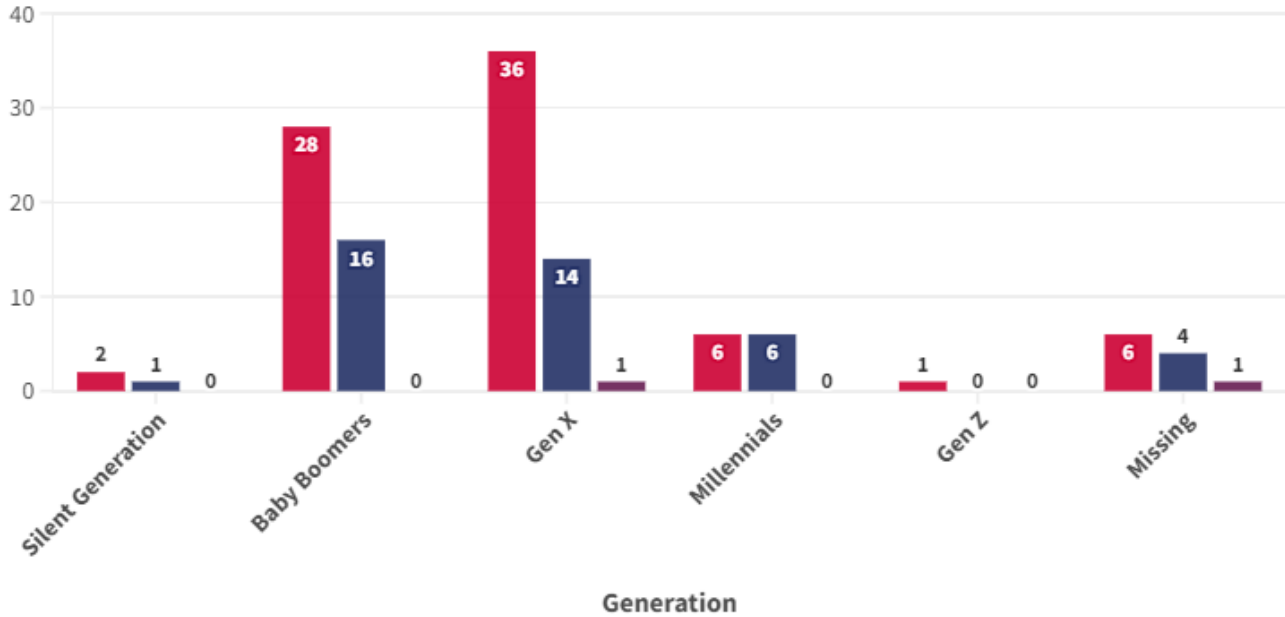
- American Indian/Alaska Native
- Asian
- Black/African American
- Hispanic/Latinx
- Native Hawaiian/Other Pacific Islander
- Two or more ethnicities
- Other race/ethnicity
- White
- Missing

Young Elected Leaders Project: Mississippi State Legislature, 2024-2025 • U.S. Census Bureau - Race/Ethnicity Categories Representative of legislators elected in November, 2023

# Mississippi House of Representatives, 2024-2025

## Generation by Party

Count




■ Republican ■ Democrat ■ No Party/Independent

Young Elected Leaders Project: Mississippi State Legislature, 2024-2025 • Silent Generation: 1928-1945 | Baby Boomers: 1946-1964 | Gen X: 1965-1980 | Millennials: 1981-1996 | Gen Z: 1997-2012  
Representative of legislators elected November, 2023

## Mississippi House of Representatives, 2024-2025

### Proportion of YELs by Party and Gender

Proportion



Young Elected Leaders Project: Mississippi State Legislature, 2024-2025  
Representative of legislators elected November, 2023

## Mississippi House of Representatives, 2024-2025

### Proportion of YELs by Party and Gender

Proportion




Young Elected Leaders Project: Mississippi House of Representatives, 2024-2025  
Representative of legislators elected November, 2023

## 2024-2025 Mississippi Senate

Number of Senators	52
Number of Senators in dataset	52 (100% complete)
Average Age of Senators	55.5 years
Number of Senators $\leq$ 35 Years of Age	3 (5.77%)
Youngest Senator	Sen. Bradford Blackmon Male Born 1989 Black/African American Democratic Party
Number Female Senators	9 (17.31%)
Average Age Female Senators	56.5 years
Number of Male Senators	43 (83.69%)
Average Age Male Senators	55.4 years
Number of Democrat Senators	16 (30.77%)
Average Age Democrat Senators	61.4 years
Number of Republican Senators	36 (69.23%)
Average Age Republican Senators	53.1 years

## Mississippi Senate 2024-2025



Party	2024
● Missing Democrats (age)	2
● Democratic YELs	1
● Democrats	13
● Republican YELs	2
● Republicans	32
● Missing Republicans (age)	2
● No Party/Independents YELs	0
● No Party/Independents	0
● Vacant	0
● Missing Party	0

Source: Young Elected Leaders Project 2023 • YEL is a legislator  $\leq 35$  years of age.  
Representative of legislators elected November, 2023

## Mississippi Senate, 2024-2025 Generational Composition

Count

Silent Generation (1928-1945)

1

Baby Boomers (1946-1964)

16

Gen X (1965-1980)

25

Millennials (1981-1996)

6

Gen Z (1997-2012)

0

Missing

4

Young Elected Leaders Project: Mississippi State Legislature, 2024-2025  
Representative of legislators elected, Nov. 2023



## Mississippi Senate, 2024-2025

### Race/Ethnicity Composition, All Legislators

Count

American Indian/Alaska Native

0

Asian

0

Black/African American

13

Hispanic/Latinx

0

Native Hawaiian/Other Pacific Islander

0

Two or more ethnicities

0

Other race/ethnicity

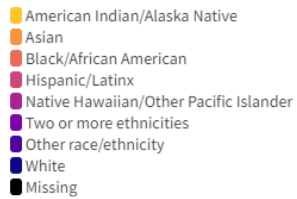
0

White

36

Missing

3



Young Elected Leaders Project: Mississippi State Legislature, 2024-2025 • U.S. Census Bureau - Race/Ethnicity Categories Representative of legislators elected in November, 2023

## Mississippi Senate, 2024-2025

### Race/Ethnicity Composition, Young Elected Leaders

Count

American Indian/Alaska Native

0

Asian

0

Black/African American

1

Hispanic/Latinx

0

Native Hawaiian/Other Pacific Islander

0

Two or more ethnicities

0

Other race/ethnicity

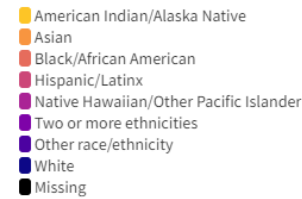
0

White

2

Missing

0

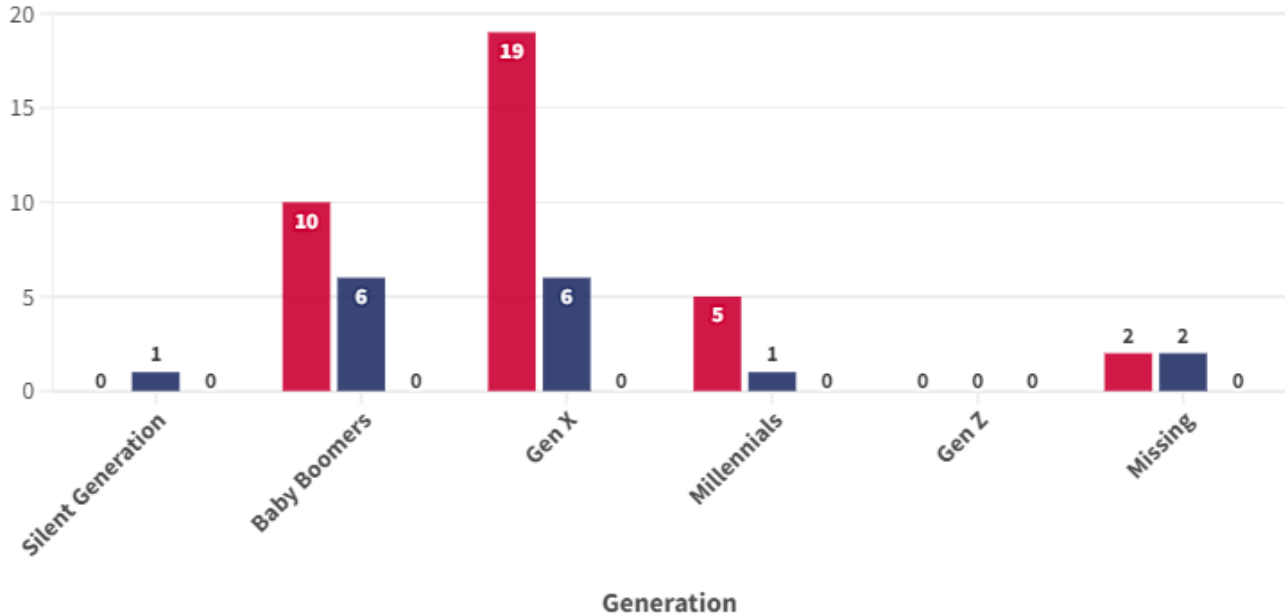


Young Elected Leaders Project: Mississippi State Legislature, 2024-2025 • U.S. Census Bureau - Race/Ethnicity Categories Representative of legislators elected in November, 2023

# Mississippi Senate, 2024-2025

## Generation by Party

Count



■ Republican ■ Democrat ■ No Party/Independent

Young Elected Leaders Project: Mississippi State Legislature, 2024-2025 • Silent Generation: 1928-1945 | Baby Boomers: 1946-1964 | Gen X: 1965-1980 | Millennials: 1981-1996 | Gen Z: 1997-2012  
Representative of legislators elected November, 2023

## Mississippi Senate, 2024-2025

### Proportion of YELs by Party and Gender

Proportion



Young Elected Leaders Project: Mississippi Senate, 2024-2025  
Representative of legislators elected November, 2023

## Mississippi Senate, 2024-2025

### Proportion of YELs by Party and Gender

Proportion



Young Elected Leaders Project: Mississippi Senate, 2024-2025  
Representative of legislators elected November, 2023

