

Eagleton Institute of Politics

CENTER FOR YOUTH POLITICAL PARTICIPATION

YOUNG ELECTED LEADERS PROJECT

2022-2023 ALASKA GENERAL ASSEMBLY

DEMOGRAPHICS

Please reference the project and center in any publication.

In referencing the Young Elected Leaders Project in publication please use the following language:

“The Young Elected Leaders Project is housed at the Center for Youth Political Participation at Rutgers University, New Brunswick, New Jersey.”

Bibliographic Citation For this document:

Author: Young Elected Leaders Project

Corresponding Authors: Jasmine Tbara


Year: 2022

Title: 2022-2023 Alaska State Legislature

2022-2023 Alaska State Legislature

Number of Legislators	60
Number of Legislators in dataset	60 (100% complete)
Average Age of Legislators	53.1
Number of Legislators \leq 35 Years of Age	7 (11.67%)
Youngest Legislator	Rep. Conrad McCormick Male Born 1997 White Democratic Party
Number of Female Legislators	20 (33.33%)
Average Age Female Legislators	54.0
Number of Male Legislators	40 (66.67%)
Average Age Male Legislators	52.7
Number of Democrat Legislators	22 (36.67%)
Average Age Democrat Legislators	49.7
Number of Republican Legislators	32 (53.33%)
Average Age Republican Legislators	56.3
Number of No Party Legislators	5 (8.33%)
Number of Independent Legislators	1 (1.67%)

Alaska State Legislature 2022-2023



Party	2023
● Missing Democrats (age)	0
● Democratic YELs	4
● Democrats	18
● Republican YELs	1
● Republicans	30
● Missing Republicans (age)	1
● No Party/Independents YELs	2
● No Party/Independents	4
● Vacant	0
● Missing Party	0

Source: Young Elected Leaders Project • YEL is a legislator ≤ 35 years of age.
Representative of legislators elected November, 2021

Alaska State Legislature, 2022-2023

Generational Composition

Count

Silent Generation (1928-1945)

1

Baby Boomers (1946-1964)

26

Gen X (1965-1980)

15

Millennials (1981-1996)

16

Gen Z (1997-2012)

0

Missing

1

Young Elected Leaders Project: Alaska State Legislature, 2022-2023
Representative of legislators elected, Nov. 2021

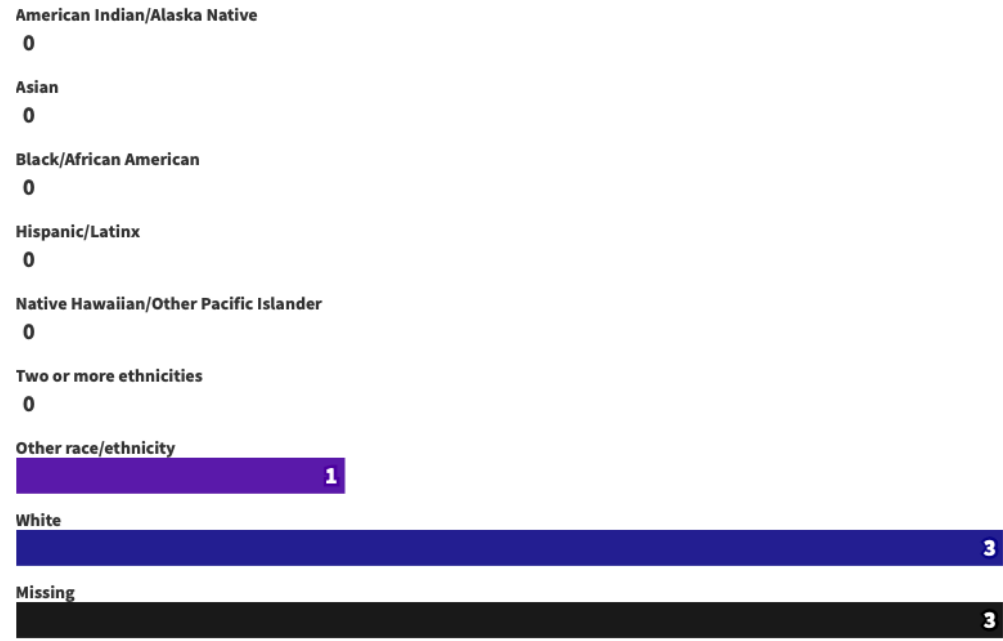
Alaska State Legislature, 2022-2023
Race/Ethnicity Composition, All Legislators
Count



- American Indian/Alaska Native
- Asian
- Black/African American
- Hispanic/Latinx
- Native Hawaiian/Other Pacific Islander
- Two or more ethnicities
- Other race/ethnicity
- White
- Missing

Young Elected Leaders Project: Alaska State Legislature, 2022-2023 • U.S. Census Bureau - Race/Ethnicity Categories Representative of legislators elected in November, 2021

Alaska State Legislature, 2022-2023
Race/Ethnicity Composition, Young Elected Leaders
Count



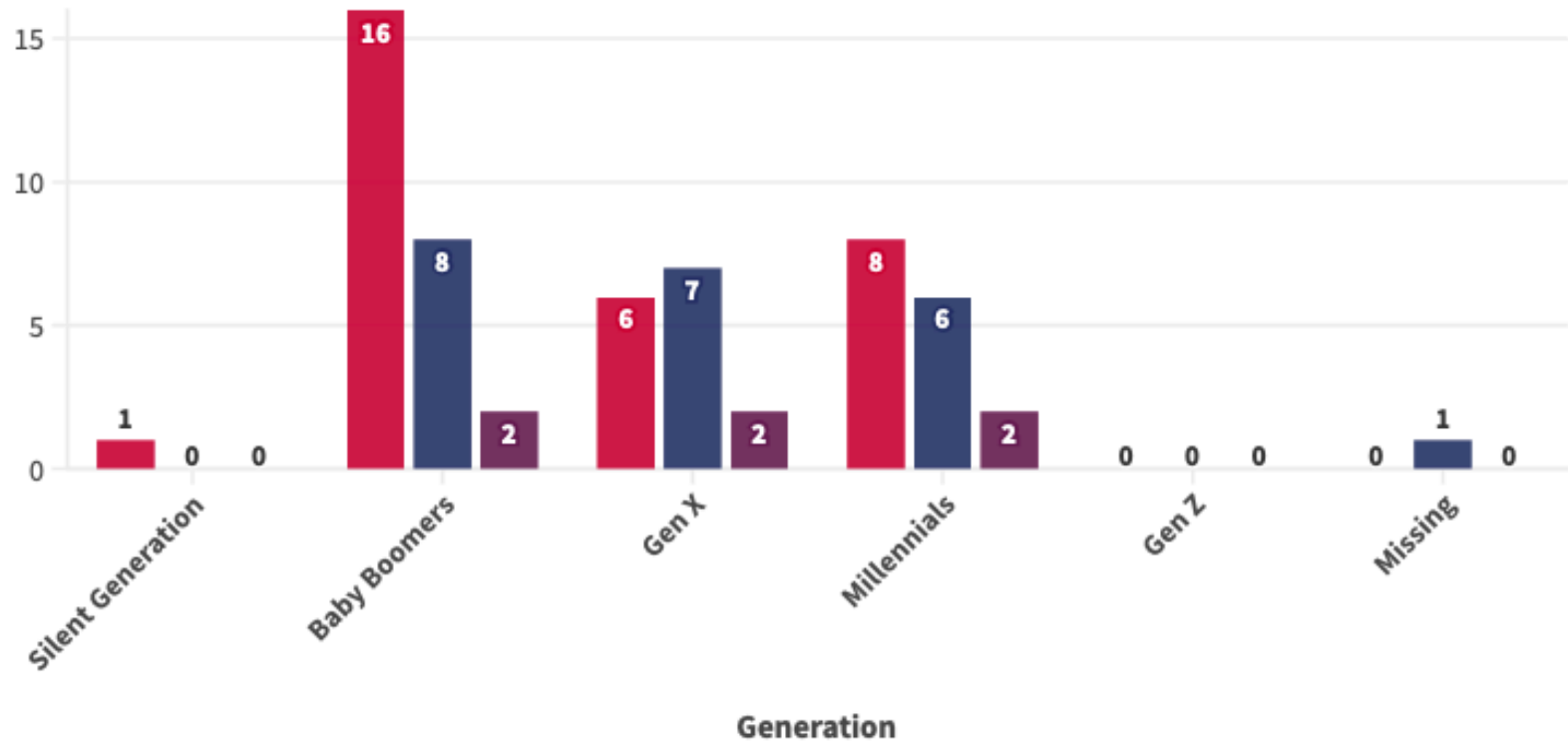
- American Indian/Alaska Native
- Asian
- Black/African American
- Hispanic/Latinx
- Native Hawaiian/Other Pacific Islander
- Two or more ethnicities
- Other race/ethnicity
- White
- Missing

Young Elected Leaders Project: Alaska State Legislature, 2022-2023 • U.S. Census Bureau - Race/Ethnicity Categories Representative of legislators elected in November, 2021

Alaska State Legislature, 2022-2023

Generation by Party

Count



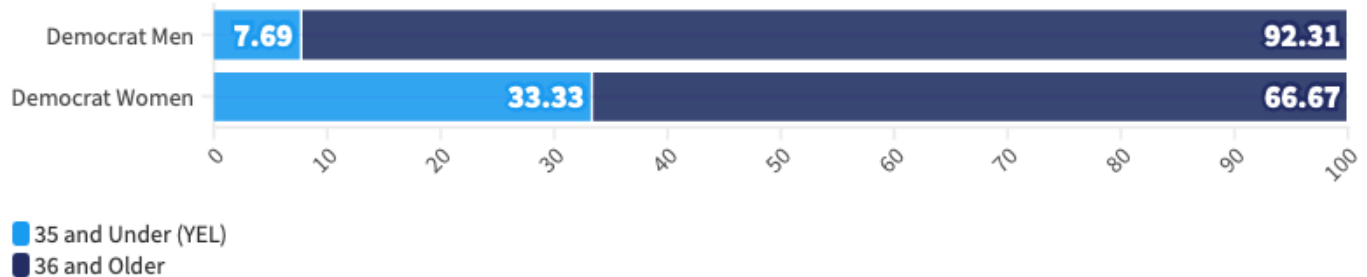
■ Republican ■ Democrat ■ No Party/Independent

Young Elected Leaders Project: Alaska State Legislature, 2022-2023 • Silent Generation: 1928-1945 | Baby Boomers: 1946-1964 | Gen X: 1965-1980 | Millennials: 1981-1996 | Gen Z: 1997-2012
Representative of legislators elected November, 2021

Alaska State Legislature, 2022-2023

Proportion of YELs by Party and Gender

Proportion



Young Elected Leaders Project: Alaska State Legislature, 2022-2023
Representative of legislators elected November, 2021

Alaska State Legislature, 2022-2023

Proportion of YELs by Party and Gender

Proportion




Young Elected Leaders Project: Alaska State Legislature, 2022-2023
Representative of legislators elected November, 2021

2022-2023 Alaska House of Representatives

Number of Legislators	40
Number of Legislators in dataset	40 (100.0% complete)
Age Data Coverage	97.5%
Average Age of Legislators	51.5
Number of Legislators \leq 35 Years of Age	7 (17.50%)
Youngest Legislator	Rep. Conrad McCormick Male Born 1997 White Democratic Party
Number of Female Legislators	15 (37.50%)
Average Age Female Legislators	52.6
Number of Male Legislators	25 (62.50%)
Average Age Male Legislators	50.8
Number of Democrat Legislators	13 (32.50%)
Average Age Democrat Legislators	45.8
Number of Republican Legislators	21 (52.50%)
Average Age Republican Legislators	55.9
Number of No Party Legislators	5 (12.50%)
Number of Independent Legislators	1 (2.50%)

Alaska House of Representatives 2022-2023



Party	2023
● Missing Democrats (age)	0
● Democratic YELs	4
● Democrats	9
● Republican YELs	1
● Republicans	19
● Missing Republicans (age)	1
● No Party/Independents YELs	2
● No Party/Independents	4
● Vacant	0
● Missing Party	0

Source: Young Elected Leaders Project • YEL is a legislator ≤ 35 years of age.
Representative of legislators elected November, 2021

Alaska House of Representatives, 2022-2023

Generational Composition

Count

Silent Generation (1928-1945)

0

Baby Boomers (1946-1964)

17

Gen X (1965-1980)

10

Millennials (1981-1996)

11

Gen Z (1997-2012)

0

Missing

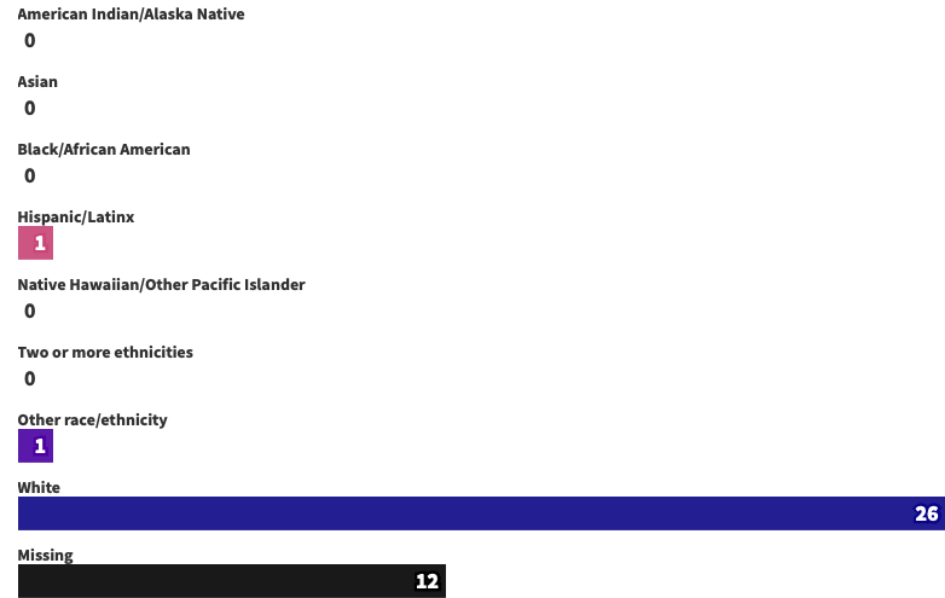
1

Young Elected Leaders Project: Alaska State Legislature, 2022-2023
Representative of legislators elected, Nov. 2021

Alaska House of Representatives, 2022-2023

Race/Ethnicity Composition, All Legislators

Count




- American Indian/Alaska Native
- Asian
- Black/African American
- Hispanic/Latinx
- Native Hawaiian/Other Pacific Islander
- Two or more ethnicities
- Other race/ethnicity
- White
- Missing

Young Elected Leaders Project: Alaska State Legislature, 2022-2023 • U.S. Census Bureau - Race/Ethnicity Categories Representative of legislators elected in November, 2021

Alaska House of Representatives, 2022-2023

Race/Ethnicity Composition, Young Elected Leaders

Count



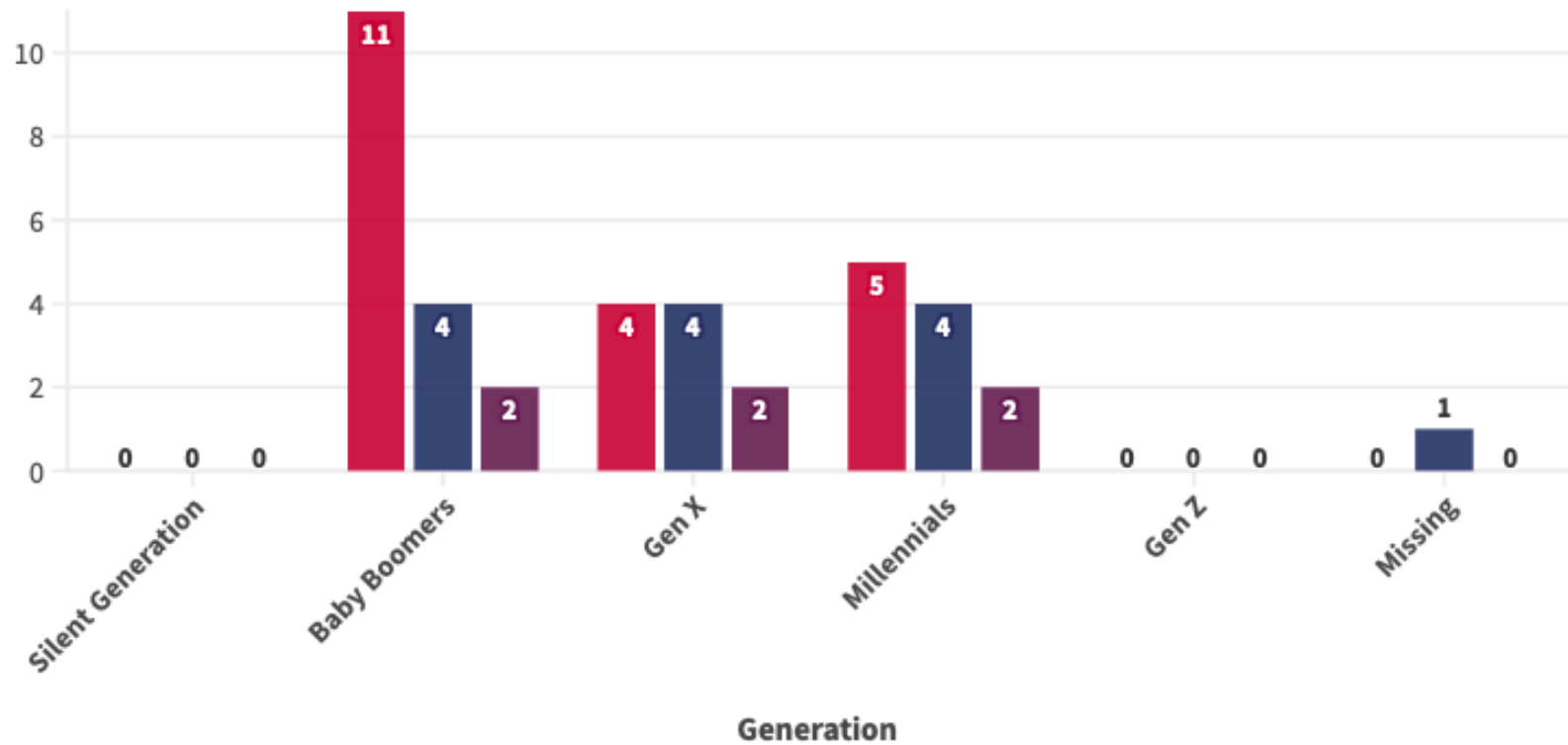
- American Indian/Alaska Native
- Asian
- Black/African American
- Hispanic/Latinx
- Native Hawaiian/Other Pacific Islander
- Two or more ethnicities
- Other race/ethnicity
- White
- Missing

Young Elected Leaders Project: Alaska State Legislature, 2022-2023 • U.S. Census Bureau - Race/Ethnicity Categories Representative of legislators elected in November, 2021

Alaska House of Representatives, 2022-2023

Generation by Party

Count



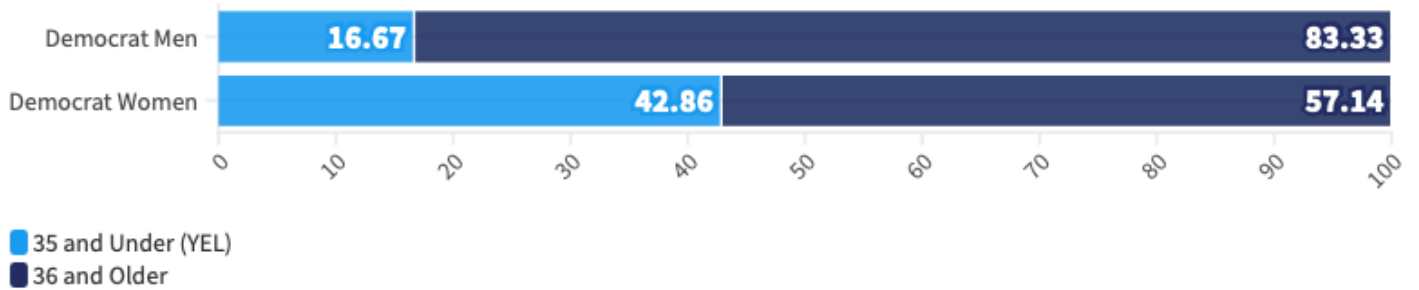
■ Republican ■ Democrat ■ No Party/Independent

Young Elected Leaders Project: Alaska House of Representatives, 2022-2023 • Silent Generation: 1928-1945 | Baby Boomers: 1946-1964 | Gen X: 1965-1980 | Millennials: 1981-1996 | Gen Z: 1997-2012
Representative of legislators elected November, 2021

Alaska House of Representatives, 2022-2023

Proportion of YELs by Party and Gender

Proportion



Young Elected Leaders Project: Alaska House of Representatives, 2022-2023
Representative of legislators elected November, 2021

Alaska House of Representatives, 2022-2023

Proportion of YELs by Party and Gender

Proportion




Young Elected Leaders Project: Alaska House of Representatives, 2022-2023
Representative of legislators elected November, 2021

2022-2023 Alaska Senate

Number of Legislators	20
Number of Legislators in dataset	20 (100% complete)
Average Age of Legislators	56.3
Number of Legislators \leq 35 Years of Age	0 (0.0%)
Number of Female Legislators	5 (25.0%)
Average Age Female Legislators	57.8
Number of Male Legislators	15 (75.0%)
Average Age Male Legislators	55.7
Number of Democrat Legislators	9 (45.0%)
Average Age Democrat Legislators	55.2
Number of Republican Legislators	11 (55.0%)
Average Age Republican Legislators	57.1
Number of No Party Legislators	0 (0.0%)
Number of Independent Legislators	0 (0.0%)

Alaska Senate
2022-2023



Party	2023
● Missing Democrats (age)	0
● Democratic YELs	0
● Democrats	9
● Republican YELs	0
● Republicans	11
● Missing Republicans (age)	0
● No Party/Independents YELs	0
● No Party/Independents	0
● Vacant	0
● Missing Party	0

Source: Young Elected Leaders Project • YEL is a legislator ≤35 years of age.
Representative of legislators elected November, 2021

Alaska Senate, 2022-2023

Generational Composition

Count

Silent Generation (1928-1945)

1

Baby Boomers (1946-1964)

9

Gen X (1965-1980)

5

Millennials (1981-1996)

5

Gen Z (1997-2012)

0

Missing

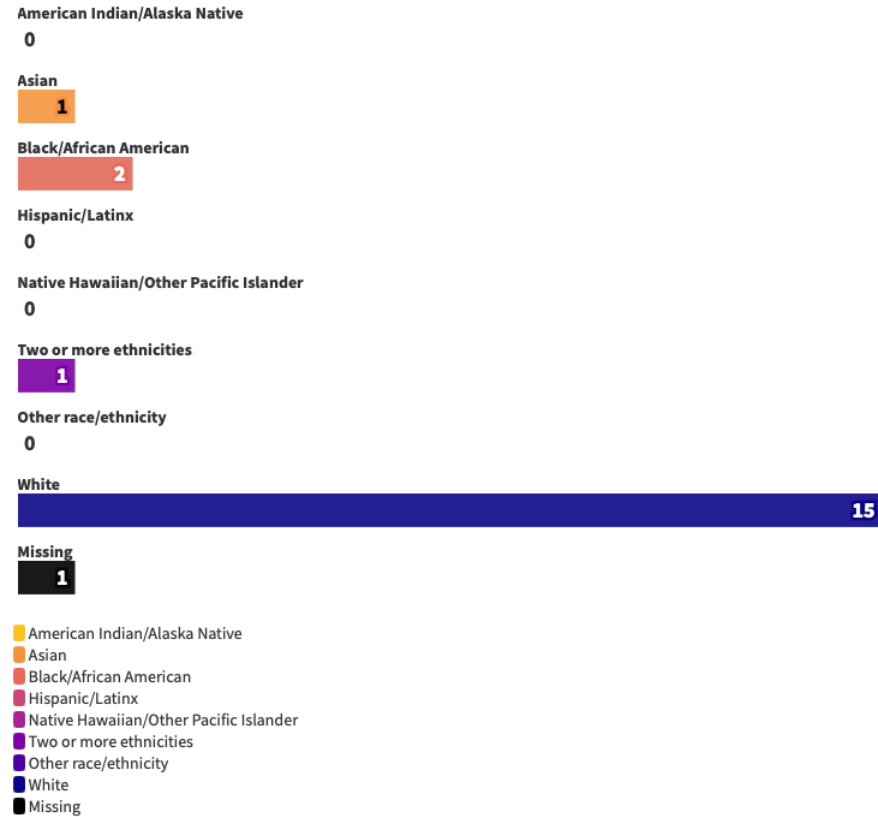
0

Young Elected Leaders Project: Alaska State Legislature, 2022-2023
Representative of legislators elected, Nov. 2021

Alaska Senate, 2022-2023

Race/Ethnicity Composition, All Legislators

Count




Young Elected Leaders Project: Alaska State Legislature, 2022-2023 • U.S. Census Bureau - Race/Ethnicity Categories Representative of legislators elected in November, 2021

Alaska Senate, 2022-2023

Race/Ethnicity Composition, Young Elected Leaders

Count

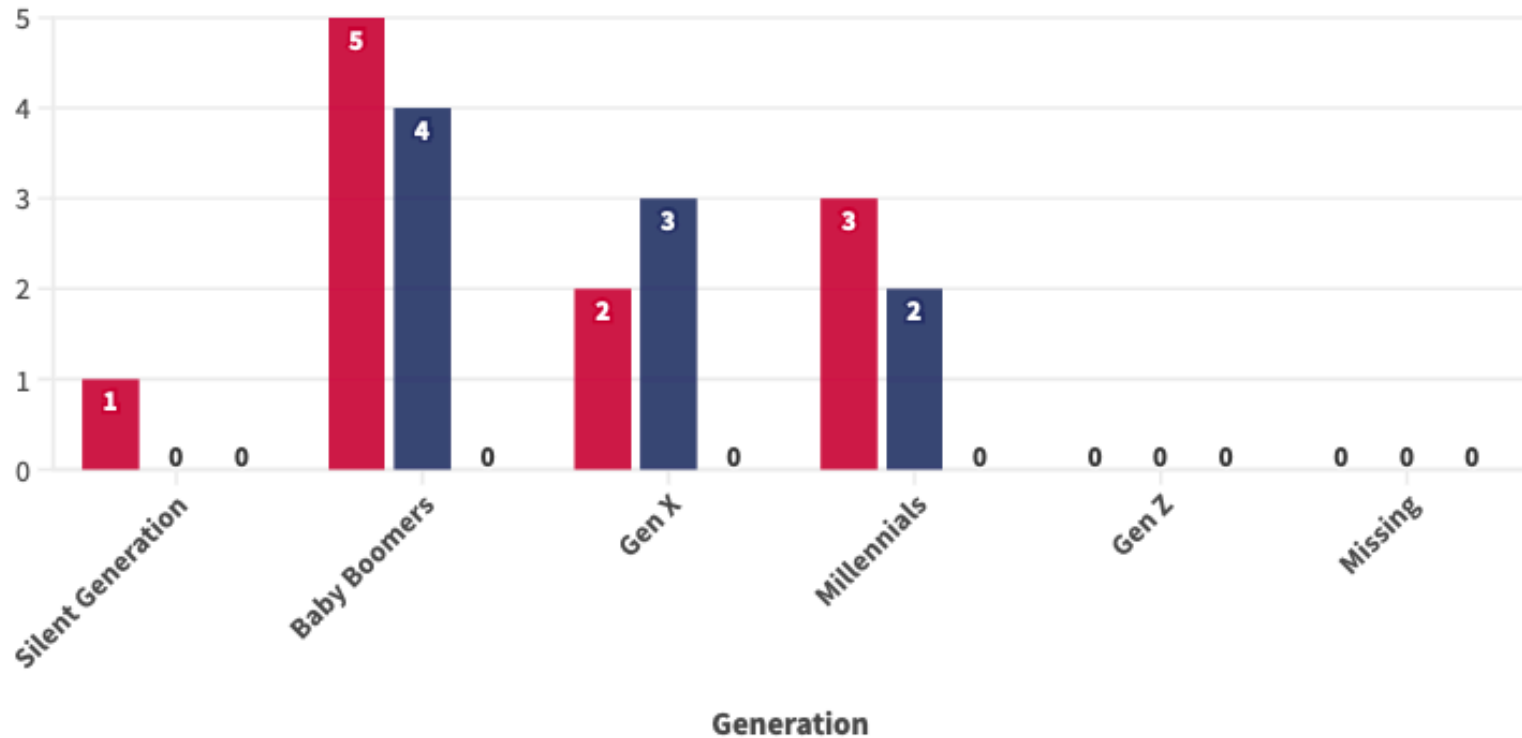


Young Elected Leaders Project: Alaska State Legislature, 2022-2023 • U.S. Census Bureau - Race/Ethnicity Categories Representative of legislators elected in November, 2021

Alaska Senate, 2022-2023

Generation by Party

Count



■ Republican ■ Democrat ■ No Party/Independent

Young Elected Leaders Project: Alaska Senate, 2022-2023 • Silent Generation: 1928-1945 | Baby Boomers: 1946-1964 | Gen X: 1965-1980 | Millennials: 1981-1996 | Gen Z: 1997-2012
Representative of legislators elected November, 2021

Alaska Senate, 2022-2023

Proportion of YELs by Party and Gender

Proportion



Young Elected Leaders Project: Alaska Senate, 2022-2023
Representative of legislators elected November, 2021

Alaska Senate, 2022-2023

Proportion of YELs by Party and Gender

Proportion



Young Elected Leaders Project: Alaska Senate, 2022-2023
Representative of legislators elected November, 2021