

Eagleton Institute of Politics

CENTER FOR YOUTH POLITICAL PARTICIPATION
YOUNG ELECTED LEADERS PROJECT

2022-2023 WYOMING LEGISLATURE

DEMOGRAPHICS

Please reference the project and center in any publication.

In referencing the Young Elected Leaders Project in publication please use the following language:

"The Young Elected Leaders Project is housed at the Center for Youth Political Participation at Rutgers University, New Brunswick, New Jersey."

Bibliographic Citation For this document:

Author: Young Elected Leaders Project

Corresponding Authors: George D. Quinn & Mimi Hattoh


Year: 2022

Title: 2022-2023 Wyoming Legislature

2022-2023 Wyoming Legislature

Number of Legislators	93
Number of Legislators in dataset	93 (100% complete)
Average Age of Legislators	55.51 years
Number of Legislators \leq 35 Years of Age	8 (8.60%)
Youngest Legislator	Rep. Joshua Thomas Larson Male Born 2001 White Republican Party
Number Female Legislators	20 (21.51%)
Average Age Female Legislators	51.42 years
Number of Male Legislators	73 (78.49%)
Average Age Male Legislators	56.58 years
Number of Democrat Legislators	7 (7.53%)
Average Age Democrat Legislators	51.14 years
Number of Republican Legislators	86 (92.47%)
Average Age Republican Legislators	55.87 years

Wyoming Legislature 2022-2023



Party	2023
● Missing Democrats (age)	0
● Democratic YELs	1
● Democrats	6
● Republican YELs	7
● Republicans	78
● Missing Republicans (age)	1
● No Party/Independents YELs	0
● No Party/Independents	0
● Vacant	0
● Missing Party	0

Source: Young Elected Leaders Project Wyoming Legislature • YEL is a legislator ≤ 35 years of age.
Representative of legislators elected November, 2021

Wyoming Legislature, 2022-2023 Generational Composition

Count

Silent Generation (1928-1945)

1

Baby Boomers (1946-1964)

50

Gen X (1965-1980)

25

Millennials (1981-1996)

14

Gen Z (1997-2012)

2

Missing

1

Young Elected Leaders Project: Wyoming Legislature, 2022-2023
Representative of legislators elected, Nov. 2021

Wyoming Legislature, 2022-2023 Race/Ethnicity Composition, All Legislators

Count



Young Elected Leaders Project: Wyoming Legislature, 2022-2023 • U.S. Census Bureau - Race/Ethnicity Categories Representative of legislators elected in November, 2021

Wyoming Legislature, 2022-2023 Race/Ethnicity Composition, Young Elected Leaders

Count

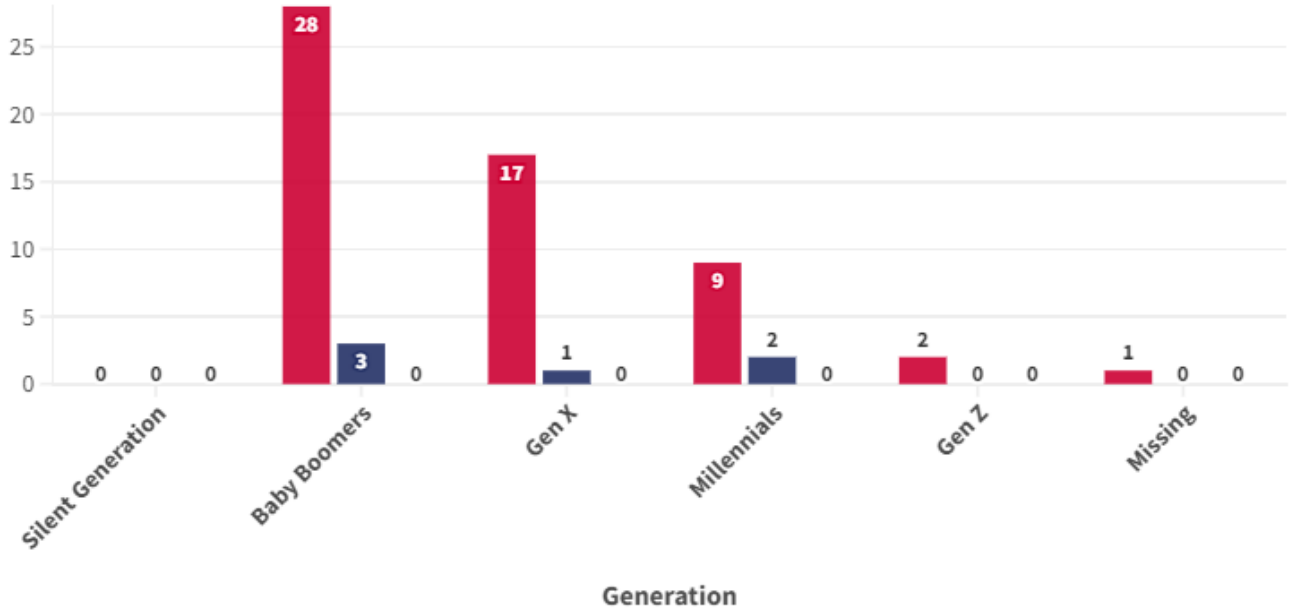


Young Elected Leaders Project: Wyoming Legislature, 2022-2023 • U.S. Census Bureau - Race/Ethnicity Categories Representative of legislators elected in November, 2021

Wyoming Legislature, 2022-2023

Generation by Party

Count



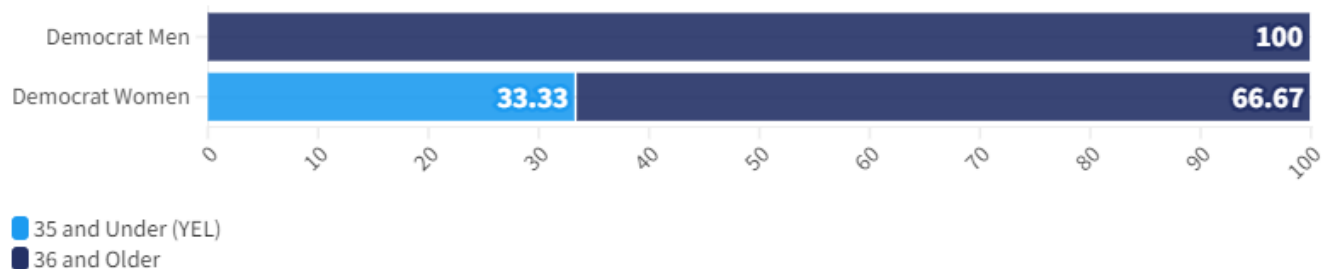
■ Republican ■ Democrat ■ No Party/Independent

Young Elected Leaders Project: Wyoming Legislature, 2022-2023 • Silent Generation: 1928-1945 | Baby Boomers: 1946-1964 | Gen X: 1965-1980 | Millennials: 1981-1996 | Gen Z: 1997-2012
Representative of legislators elected November, 2021

Wyoming Legislature, 2022-2023

Proportion of YELs by Party and Gender

Proportion

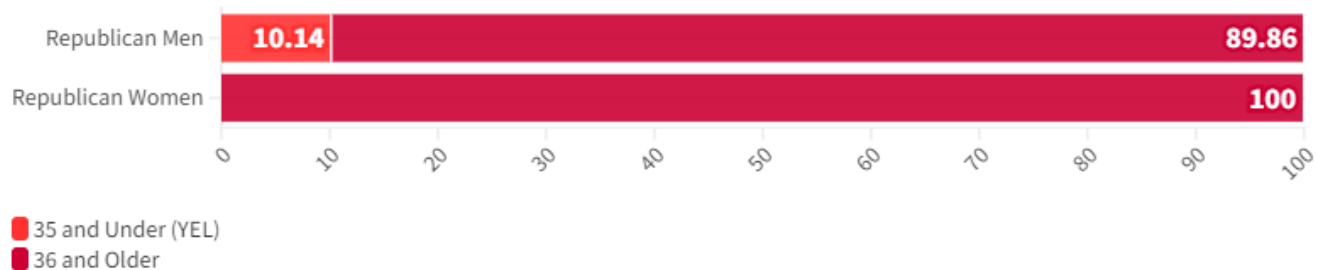


Young Elected Leaders Project: Wyoming Legislature, 2022-2023
Representative of legislators elected November, 2021

Wyoming Legislature, 2022-2023

Proportion of YELs by Party and Gender

Proportion




Young Elected Leaders Project: Wyoming Legislature, 2022-2023
Representative of legislators elected November, 2021

2022-2023 Wyoming House

Number of Representatives	62
Number of Representatives in dataset	62 (100% complete)
Average Age of Representatives	53.26
Number of Representatives \leq 35 Years of Age	8 (7.14%)
Youngest Representative	Rep. Joshua Thomas Larson Male Born 2001 White Republican Party
Number Female Representatives	13 (20.97%)
Average Age Female Representatives	51.33years
Number of Male Representatives	49 (79.03%)
Average Age Male Representatives	53.73 years
Number of Democrat Representatives	5 (8.06%)
Average Age Democrat Representatives	49.00 years
Number of Republican Representatives	57 (91.94%)
Average Age Republican Representatives	53.64 years

Wyoming House
2022-2023



Party	2023
● Missing Democrats (age)	0
● Democratic YELs	1
● Democrats	4
● Republican YELs	7
● Republicans	49
● Missing Republicans (age)	1
● No Party/Independents YELs	0
● No Party/Independents	0
● Vacant	0
● Missing Party	0

Source: Young Elected Leaders Project • YEL is a legislator ≤ 35 years of age.
Representative of legislators elected November, 2021

Wyoming House, 2022-2023

Generational Composition

Count

Silent Generation (1928-1945)

0

Baby Boomers (1946-1964)



Gen X (1965-1980)



Millennials (1981-1996)



Gen Z (1997-2012)



Missing

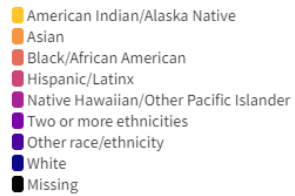


Young Elected Leaders Project: Wyoming House, 2022-2023
Representative of legislators elected, Nov. 2021

Wyoming House, 2022-2023

Race/Ethnicity Composition, All Legislators

Count

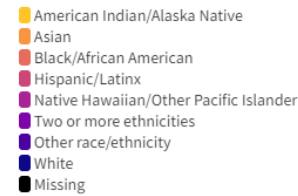


Young Elected Leaders Project: Wyoming House, 2022-2023 • U.S. Census Bureau - Race/Ethnicity Categories
Representative of legislators elected in November, 2021

Wyoming House, 2022-2023

Race/Ethnicity Composition, Young Elected Leaders

Count

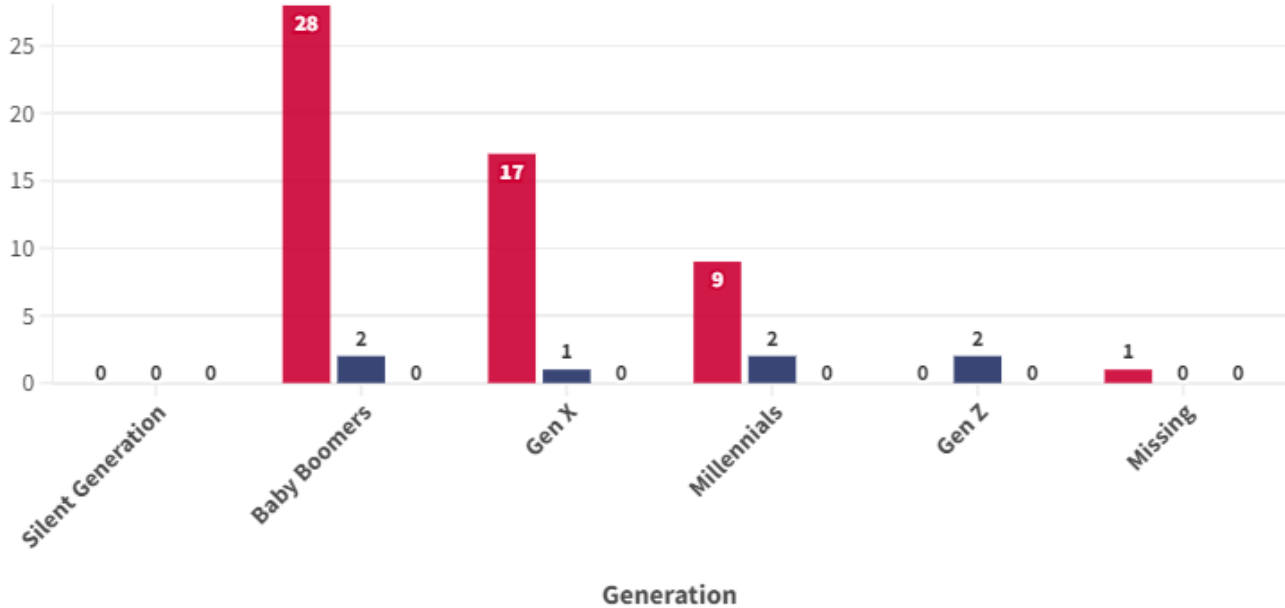


Young Elected Leaders Project: Wyoming House, 2022-2023 • U.S. Census Bureau - Race/Ethnicity Categories
Representative of legislators elected in November, 2021

Wyoming House, 2022-2023

Generation by Party

Count



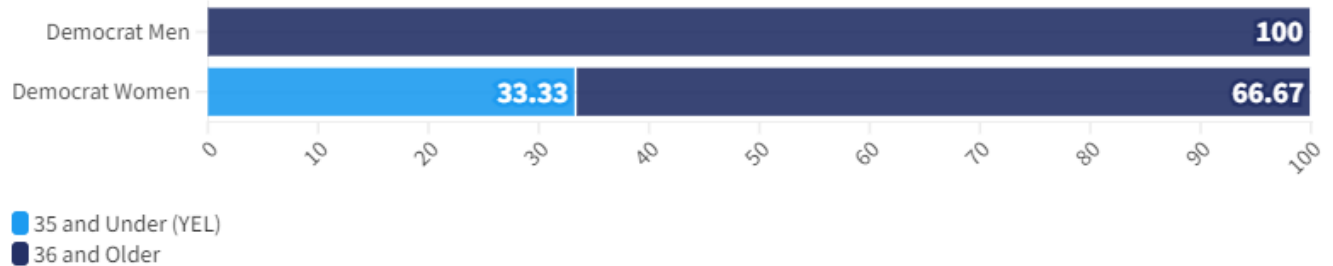
■ Republican ■ Democrat ■ No Party/Independent

Young Elected Leaders Project: Wyoming House, 2021-2022 • Silent Generation: 1928-1945 | Baby Boomers: 1946-1964 | Gen X: 1965-1980 | Millennials: 1981-1996 | Gen Z: 1997-2012
Representative of legislators elected November, 2021

Wyoming, 2022-2023

Proportion of YELs by Party and Gender

Proportion



Young Elected Leaders Project: Wyoming, 2022-2023
Representative of legislators elected November, 2021

Wyoming House, 2022-2023

Proportion of YELs by Party and Gender

Proportion




Young Elected Leaders Project: Wyoming House, 2022-2023
Representative of legislators elected November, 2021

2022-2023 Wyoming Senate

Number of Senators	31
Number of Senators in dataset	31 (100% complete)
Average Age of Senators	59.94 years
Number of Senators \leq 35 Years of Age	
Youngest Senator	0 (0.00%) Sen. Brian Boner Male Born 1984 White republican Party
Number Female Senators	7 (22.58%)
Average Age Female Senators	51.57 years
Number of Male Senators	24 (77.42%)
Average Age Male Senators	62.38 years
Number of Democrat Senators	2 (6.45%)
Average Age Democrat Senators	56.50 years
Number of Republican Senators	29 (93.55%)
Average Age Republican Senators	60.17 years

Wyoming Senate 2022-2023



Party	2023
● Missing Democrats (age)	0
● Democratic YELs	0
● Democrats	2
● Republican YELs	0
● Republicans	29
● Missing Republicans (age)	0
● No Party/Independents YELs	0
● No Party/Independents	0
● Vacant	0
● Missing Party	0

Source: Young Elected Leaders Project Wyoming Senate • YEL is a legislator ≤ 35 years of age.
Representative of legislators elected November, 2021

Wyoming, 2022-2023 Generational Composition

Count

Silent Generation (1928-1945)

1

Baby Boomers (1946-1964)

20

Gen X (1965-1980)

7

Millennials (1981-1996)

3

Gen Z (1997-2012)

0

Missing

0

Young Elected Leaders Project: Wyoming Senate, 2022-2023
Representative of legislators elected, Nov. 2021

Wyoming Senate, 2022-2023

Race/Ethnicity Composition, All Legislators

Count

American Indian/Alaska Native

0

Asian

0

Black/African American

1

Hispanic/Latinx

1

Native Hawaiian/Other Pacific Islander

0

Two or more ethnicities

0

Other race/ethnicity

0

White

29

Missing

0

- American Indian/Alaska Native
- Asian
- Black/African American
- Hispanic/Latinx
- Native Hawaiian/Other Pacific Islander
- Two or more ethnicities
- Other race/ethnicity
- White
- Missing

Young Elected Leaders Project: Wyoming Senate, 2022-2023 • U.S. Census Bureau - Race/Ethnicity Categories
Representative of legislators elected in November, 2021

Wyoming Senate, 2022-2023

Race/Ethnicity Composition, Young Elected Leaders

Count

American Indian/Alaska Native

0

Asian

0

Black/African American

0

Hispanic/Latinx

0

Native Hawaiian/Other Pacific Islander

0

Two or more ethnicities

0

Other race/ethnicity

0

White

0

Missing

0

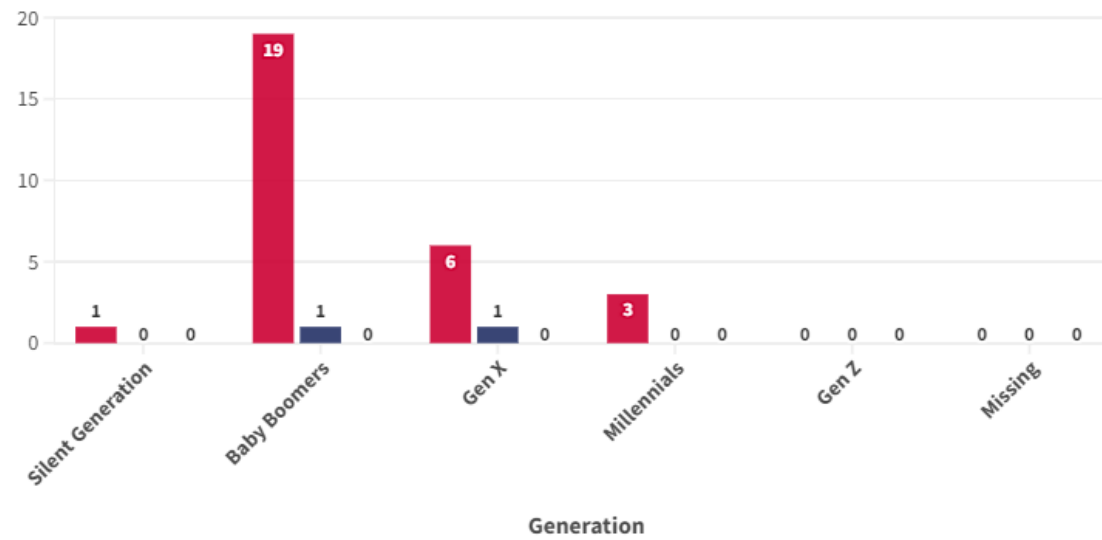
- American Indian/Alaska Native
- Asian
- Black/African American
- Hispanic/Latinx
- Native Hawaiian/Other Pacific Islander
- Two or more ethnicities
- Other race/ethnicity
- White
- Missing

Young Elected Leaders Project: Wyoming, 2022-2023 • U.S. Census Bureau - Race/Ethnicity Categories
Representative of legislators elected in November, 2021

Wyoming Senate, 2022-2023

Generation by Party

Count



■ Republican ■ Democrat ■ No Party/Independent

Young Elected Leaders Project: Wyoming Senate, 2022-2023 • Silent Generation: 1928-1945 | Baby Boomers: 1946-1964 | Gen X: 1965-1980 | Millennials: 1981-1996 | Gen Z: 1997-2012

Representative of legislators elected November, 2021

Wyoming Senate, 2022-2023

Proportion of YELs by Party and Gender

Proportion



- 35 and Under (YEL)
- 36 and Older

Young Elected Leaders Project: Wyoming Senate, 2022-2023
Representative of legislators elected November, 2021

Wyoming Senate, 2022-2023

Proportion of YELs by Party and Gender

Proportion



- 35 and Under (YEL)
- 36 and Older

Young Elected Leaders Project: Wyoming Senate, 2022-2023
Representative of legislators elected November, 2021

